

Adults and Communities Performance 2015/16

Integrating Health and Social Care – Better Care Fund

New Unified Prevention Offer								
Measure	Description	Aim	RAG	In-year Progress	Target	2015/16	2014/15 & Quartile	
ASCOF 2A pt 1	Number of permanent admissions to care (18-64) per 100,000 population.	Low	G	↑	Reduce from 14/15	9.0	15.0	Third
ASCOF 2A pt 2	Number of Permanent admissions to care (65+) per 100,000 population.	Low	G	↑	670.39 (BCF target)	642.3	710.5	Third

Improved Hospital Discharge and Reablement								
Measure	Description	Aim	RAG	In-year Progress	Target	2015/16	2014/15 & Quartile	
ASCOF 2B pt 1	Proportion of people living at home 91 days after hospital discharge	High	G	↑	82.0% (BCF)	87.5%	83.5%	Third
BCF	Delayed transfers of care (days) – rate per 100,000 pop.	Low	G	↑	350.5 BCF – (Q4)	315.0 (Q4)	364.7 (Q4)	N/A
Local	Delayed transfers of care attributable to adult social care only	Low	G	↑	8.6 (Average Apr-Mar)	5.6 (Average Apr-Mar)	11.5 (Average Apr-Mar)	N/A

Better Adult Social Care

Greater Personalisation of Services								
Measure	Description	Aim	RAG	In-year Progress	Target	2015/16	2014/15 & Quartile	
ASCOF 1C pt 1a	Adults aged 18+ receiving self-directed support	High	G	↑	96%	97.0%	91%	Two
ASCOF 1C pt 2a	Adults aged 18+ receiving direct payments	High	G	↑	36%	37.6%	36%	Top
ASCOF 1C pt 1b	Carers receiving self-directed support	High	A	↔	100%	97.8%	98%	Two
ASCOF 1C pt 2b	Carers receiving direct payments	High	R	↔	100%	94.3%	95%	Two

Strong Adult Safeguarding – ensure local agencies work together to prevent abuse and protect vulnerable people								
Measure	Description	Aim	RAG	In-year Progress	Target	2015/16	2014/15 & Quartile	
LOCAL	Proportion of safeguarding investigations either substantiated or partly substantiated	High	A	↑	55%	53.7%	45%	N/A

Effective Support for People with Learning Disabilities

Measure	Description	Aim	RAG	In-year Progress	Target	2015/16	2014/15 & Quartile	
ASCOF 1G	Proportion of people aged 18-64 with a learning disability living in settled accommodation	High	G	↑	75.0%	77.3%	65.0%	Bottom
ASCOF 1E	Proportion of people aged 18-64 with a learning disability living in employment	High	G	↑	3.0%	3.6%	1.7%	Bottom

Leicestershire's Cultural Environment

A Better Place and Visitor Offer

Measure	Description	Aim	RAG	In-year Progress	Target	2015/16	2014/15
Local	Number of visitors to heritage sites	High	R	↓	Sustain like-for-like comparison with 14/15	165,223	173,372

Remodelled Library Service




Measure	Description	Aim	RAG	In-year Progress	Target	2015/16	2014/15
Local	Number of library Visits	High	N/A	↓	N/A	1,114,717	1,366,110
Local	Number of library issues	High	N/A	↓	N/A	1,363,730	1,822,723

Investment in People – Employment and Skills Support

Support People into Employment

Measure	Description	Aim	RAG	In-year Progress	Target	2015/16	2014/15
Local	Leicestershire Adult Learning Service (LALS) Success Rate	High	G	↑	85%	94%	90%

Key to Columns

Measure	ASCOF	A metric within the national performance framework known as Adult Social Care Outcomes Framework (ASCOF)
	Local	A measure defined and calculated for Leicestershire County Council only
Aim	High	The aim of performance is to be high
	Low	The aim of performance is to be low
In year progress		During the course of the year performance is improving. If month-by-month monitoring is not applicable e.g. due to seasonality, progress on year-to-date compared with last year is improving.
		During the course of the year performance is neither improving nor declining. If month-by-month monitoring is not applicable e.g. due to seasonality, progress on year-to-date compared with last year is similar.
		During the course of the year performance is declining. If month-by-month monitoring is not applicable e.g. due to seasonality, progress on year-to-date compared with last year is declining.